



# Tip and Ring Common Mode Filters

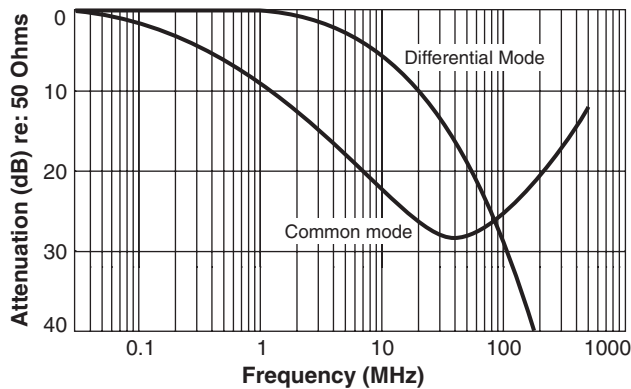


These economical filters are designed to help telecommunications equipment engineers meet FCC and CCITT requirements. Available in 1 or 2 line (2 or 4 wire) versions, Coilcraft tip and ring filters provide >15 dB attenuation of common mode noise over the 3 Hz to 300 MHz frequency range.

**Part number:** TRF 2000L (1-line)  
TRF 4000L (2-line)  
**Minimum inductance:** 20  $\mu$ H  
**Rated current:** 500 mA  
**DC resistance:** 0.065 Ohms max  
**Dielectric strength<sup>1</sup>:** 1500 Vrms min

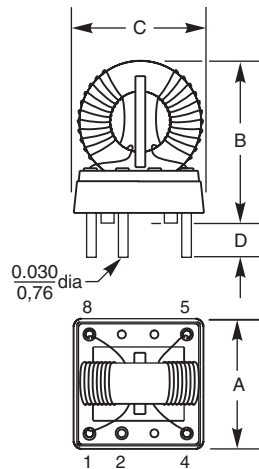
1. For TRF 2000, dielectric strength measured from pins 1,8 to 4,5. For TRF 4000, dielectric strength measured from pins 1,2,7,8 to pins 3,4,5,6.
2. Operating temperature range -40°C to +85°C.
3. Electrical specifications at 25°C.

## Typical Response\*

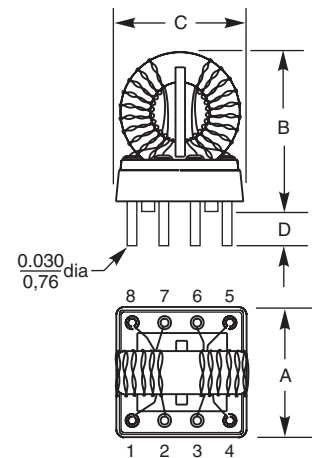


\*measured on HP 8753D network analyzer

## TRF 2000L

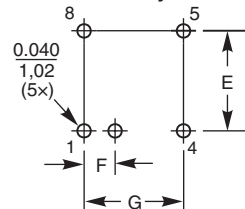


## TRF 4000L

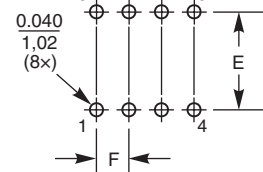


Terminations: Tin-silver over tin

### Recommended Board Layout



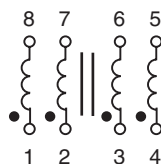
### Recommended Board Layout



### TRF 2000



### TRF 4000



A max	B max	C max	D	E	F	G
0.425	0.550	0.475	0.115	0.300	0.100	0.300
10,80	13,97	12,07	2,92	7,62	2,54	7,62



Specifications subject to change without notice.  
Please check our website for latest information.

Document 152 Revised 05/27/05

1102 Silver Lake Road Cary, Illinois 60013 Phone 847/639-6400 Fax 847/639-1469

E-mail [info@coilcraft.com](mailto:info@coilcraft.com) Web <http://www.coilcraft.com>